

CALIBRATION LABORATORIES

NVLAP LAB CODE 200301-0

SCOPE OF ACCREDITATION TO ISO/IEC 17025:2017


<p>Instron Calibration Laboratory 825 University Avenue Norwood, MA 02062-2643 Mr. James O'Donovan Phone: 781-575-5526 Fax: 781-575-5764 E-mail: james_odonovan@instron.com URL: http://www.instron.com</p>	<p>Fields of Calibration Dimensional Electromagnetics – DC/Low Frequency Time & Frequency Mechanical Thermodynamic</p> <p>This laboratory is compliant to ANSI/NCSL Z540-1-1994; Part 1. (NVLAP Code: 20/A01)</p>
---	--

CALIBRATION AND MEASUREMENT CAPABILITIES (CMC) ^{Notes 1,2}

Measured Parameter or Device Calibrated	Range	Expanded Uncertainty ^{Notes 3,5,8}	Remarks
DIMENSIONAL			
ANGULAR (20/D01)			
Rotary Stroke – Clockwise and Counter-Clockwise Field calibrations only ^{Note 4}	0.5° to 360°	0.16°	Instron Internal Method with rotary encoder
Rotary Speed Field calibrations only ^{Note 4}	0.1 rpm to 120 rpm	0.00021 rpm + 0.00030 rpm/rpm	Comparison to time base oscillator
LENGTH and DIAMETER; STEP GAGES (20/D05)			
Alignment Electronics Calibration, in lab ^{Note 11}	Up to 2000 μ-strain	2.5 <i>S</i> , where <i>S</i> is reading in units of μ-strain	Instron Internal Method
Alignment Transducer Verification, in lab ^{Note 11}	Up to 2000 μ-strain	-0.00024 <i>S</i> % + 1.7 %	Instron Internal Method
Alignment of Materials Testing System Field calibrations only ^{Notes 4}	Up to 2000 μ-strain	0.0082 <i>S</i> % + 0.23 %	ASTM E1012, Nadcap AC7101, AC7122 specimen alignment (used in determination of % bend)
Extensometer Calibration Apparatus, in lab ^{Note 10}	0.01 mm to 60 mm	0.099 μm + 0.13 <i>L</i> μm	Internal Method

2021-01-05 through 2021-03-31

Effective dates



For the National Voluntary Laboratory Accreditation Program

CALIBRATION LABORATORIES

NVLAP LAB CODE 200301-0

CALIBRATION AND MEASUREMENT CAPABILITIES (CMC) Notes 1,2

Measured Parameter or Device Calibrated	Range	Expanded Uncertainty <small>Notes 3,5,8</small>	Remarks
Strain Field calibrations only <small>Note 4</small>			ASTM E83, ISO 9513, ISO 5893, ISO 527 or Internal Method
Gage length	0.1 in to 0.3 in > 0.3 in to 4.0 in > 4 in to 12 in > 12 in to 72 in	0.000074 in + 0.000024L in 0.0008 in + 0.0002L in 0.0024 in + 0.000027L in 0.017 in	Gage bars, rulers or digital calipers
Displacement	0.0002 in to 0.00475 in > 0.00475 in to 0.006 in > 0.006 in to 0.02 in > 0.02 in to 0.25 in > 0.25 in to 1.0 in > 1.0 in to 2.0 in > 2 in to 10 in > 10 in to 40 in	0.000012 in 0.000015 in 0.00002 in + 0.000071L in 0.000043 in + 0.00014L in 0.000053 in + 0.00021L in 0.000078 in + 0.00022L in 0.00011 in + 0.00016L in 0.000022 in + 0.00017L in	Linear displacement scales
Specimen Measuring Device (SMD) Field calibrations only <small>Note 4</small>			
Vertical			
Width	Up to 40 mm	0.00069 mm	Instron Internal Procedure using gage blocks
Thickness	Up to 15 mm	0.00063 mm	
Parallelism			
Width	Up to 1.3 mm	1.1 µm	Instron Internal Procedure using ball gage
Thickness	Up to 1.3 mm	0.95 µm	
Flatness			
Horizontal			
Width	Up to 40 mm	0.0012 mm	Instron Internal Procedure using gage blocks
Thickness	Up to 15 mm	0.00067 mm	

2021-01-05 through 2021-03-31

Effective dates



For the National Voluntary Laboratory Accreditation Program

CALIBRATION LABORATORIES


NVLAP LAB CODE 200301-0

CALIBRATION AND MEASUREMENT CAPABILITIES (CMC) ^{Notes 1,2}

Measured Parameter or Device Calibrated	Range	Expanded Uncertainty ^{Notes 3,5,8}	Remarks
Material Testing System Crosshead Displacement or Actuator Stroke Field calibrations only ^{Note 4}	Up to 10 in > 10 in to 40 in > 40 in to 60 in	0.00011 in + 0.00016L in 0.000022 in + 0.00017L in 0.0002 in + 0.0016L in	ASTM E2309 or Internal Method with digital linear encoders with digital linear or wire encoders
Material Testing System Crosshead/Actuator Speed Field calibrations only ^{Note 4}	Up to 0.2 mm/min > 0.2 mm/min to 1270 mm/min	0.000013 mm/min + 0.00093v mm/min, where v is measured value -0.000036 mm/min + 0.0011v mm/min, where v is measured value	ASTM E2658 or Internal Method with linear encoders and comparison to time base oscillator
Hardness XY Stage Micrometer Field calibrations only ^{Note 4}	Up to 1 in	0.00003 in + 0.00018L in	Internal Method, linear encoder
Rheological Testing System Speed Field calibrations only ^{Note 4}	Up to 600 mm/min 12 mm/s to 15708 mm/s	2.0 % 1.2 %	Caliper and stopwatch Caliper and tachometer
Impact Testing System Speed Field calibrations only ^{Note 4}	Up to 24 m/s	1.1 %	Caliper and oscilloscope
Linearity of C.O.D. Gauges Field calibrations only ^{Note 4}	0.01 in to 0.32 in	0.000012 in + 0.00015L in	Displacement ASTM E399
Rheological Equipment Field calibrations only ^{Note 4}			
Inside Diameter	2 mm to 2.5 mm 8 mm to 10 mm 9.5 mm to 12.7 mm	0.004 mm	Holematic Mark II or go/no-go gage Setting ring and bore gage

2021-01-05 through 2021-03-31

Effective dates



For the National Voluntary Laboratory Accreditation Program


CALIBRATION LABORATORIES

NVLAP LAB CODE 200301-0

CALIBRATION AND MEASUREMENT CAPABILITIES (CMC) ^{Notes 1,2}

Measured Parameter or Device Calibrated	Range	Expanded Uncertainty ^{Notes 3,5,8}	Remarks
Outside Diameter	> 12.7 mm to 16 mm		12X eye loupe Micrometer calipers
	> 16 mm to 20 mm		
Linear Displacement	Up to 3 mm	0.08 mm	Gage blocks
	Up to 30 mm	0.0027 mm	
Heat Deflection Machines (HDT & VICAT) Field calibrations only ^{Note 4}	Up to 152 mm	0.018 mm	Gage blocks Micrometer
	Up to 40.2 mm	0.037 mm	
Impact Testers Field calibrations only ^{Note 4}	Up to 2 mm	0.012 mm	Gage blocks Micrometer
	Up to 30 mm	0.0027 mm	
Radius of Curvature	Up to 3 mm	0.08 mm	12 X eye loupe Caliper
	Up to 150 mm	0.027 mm	
Length, falling weight tester	Up to 2 m	2.0 mm	Tapes Micrometer
	Up to 30 mm	0.0027 mm	
ELECTROMAGNETICS – DC/LOW FREQUENCY			
AC RESISTANCE AND CURRENT (20/E02)			
AC Current Field calibrations only ^{Note 4}	0 A to 10 A	0.3 A	Multimeter
DC VOLTAGE (20/E06)			
DC Voltage – Measure In lab ^{Note 9}	0 mV to 300 mV	0.096 mV	HP 3478A
	0 V to 3 V	0.14 mV	
Field calibrations ^{Note 4}	0.05 V to 1000 V	0.19 %	Multimeter
Ratio, in lab ^{Note 10}	200 μV/10 V to 40 mV/10 V	0.055 %	Signametrics SMX2060 Digital Multimeter

2021-01-05 through 2021-03-31
Effective dates



For the National Voluntary Laboratory Accreditation Program

CALIBRATION LABORATORIES

NVLAP LAB CODE 200301-0

CALIBRATION AND MEASUREMENT CAPABILITIES (CMC) ^{Notes 1,2}

Measured Parameter or Device Calibrated	Range	Expanded Uncertainty ^{Notes 3,5,8}	Remarks
LF AC VOLTAGE (20/E09)			
AC Voltage Field calibrations only ^{Note 4}	40 V to 1000 V 1 kV to 6 kV	1.4 % of reading 1.2 %	Multimeter Multimeter with HV probe
TIME & FREQUENCY			
FREQUENCY DISSEMINATION (20/F01)			
Frequency Measure Field calibrations only ^{Note 4}	0.5 Hz to 2.0 Hz Up to 100 MHz	1.4 <i>f</i> % + 0.97 %, where <i>f</i> is nominal freq. value 0.94 %	Timer Oscilloscope
STOPWATCHES & TIMERS (20/F05)			
Timers Field calibrations only ^{Note 4}	0.7 ms to 5 ms Up to 500 s	0.94 % 0.22 s	Oscilloscope Stopwatch
MECHANICAL			
FORCE (20/M06)			
Force ^{Note 7} In lab ^{Note 12}	0.1 lbf to 130 000 lbf 130 000 lbf to 240 000 lbf 240 000 lbf to 1 000 000 lbf	0.005 % 0.01 % 0.05 %	ASTM E74, ISO 376, and internally developed methods Primary standard Secondary standard
Field calibrations ^{Note 4}	1 gf to 500 000 kgf (0.01 N to 5 MN) 1 gf to 500 000 kgf (0.01 N to 5 MN)	0.12 % 0.12 %	ASTM E4, ISO 7500-1, ISO 7500-2, and internally developed methods Compression Tension

2021-01-05 through 2021-03-31

Effective dates



For the National Voluntary Laboratory Accreditation Program

CALIBRATION LABORATORIES

NVLAP LAB CODE 200301-0

CALIBRATION AND MEASUREMENT CAPABILITIES (CMC) ^{Notes 1,2}

Measured Parameter or Device Calibrated	Range	Expanded Uncertainty ^{Notes 3,5,8}	Remarks
Falling Weight Impact Tester, in lab ^{Note 9}	1 kN to 25 kN 1 kN to 222 kN	0.7 % of full scale 0.11 %	Interface 9840 and load cell
Falling Weight Impact Tester, in field ^{Note 4}	Up to 100 kN	-5.03x10 ⁻⁰⁶ N % + 0.78 %	Load cell and readout device; Instron internal method
Rheological Equipment Field calibrations only ^{Note 4}	Up to 250 g	0.31 %	Interface 9840 & load cell
Heat Deflection Equipment Field calibrations only ^{Note 4}	Up to 250 g	0.31 %	Interface 9840 & load cell
HARDNESS (20/M13)			
Hardness Indirect verification of Rockwell Hardness testing machines Field calibrations only ^{Note 4}			
HRA Carbide	93 Rockwell Points 91 Rockwell Points 85 Rockwell Points	0.07 Rockwell Points 0.11 Rockwell Points 0.17 Rockwell Points	ASTM B294 Annex A3
HRA Steel Scale	83 Rockwell Points 73 Rockwell Points 63 Rockwell Points	0.10 Rockwell Points 0.27 Rockwell Points 0.15 Rockwell Points	ASTM E18 Annex A4 & ISO 6508-1 & -2
HRBW Scale	95 Rockwell Points 70 Rockwell Points 40 Rockwell Points	0.17 Rockwell Points 0.31 Rockwell Points 0.48 Rockwell Points	
HRC Scale	63 Rockwell Points 45 Rockwell Points 25 Rockwell Points	0.16 Rockwell Points 0.18 Rockwell Points 0.18 Rockwell Points	

2021-01-05 through 2021-03-31

Effective dates



For the National Voluntary Laboratory Accreditation Program

CALIBRATION LABORATORIES

NVLAP LAB CODE 200301-0

CALIBRATION AND MEASUREMENT CAPABILITIES (CMC) Notes 1,2

Measured Parameter or Device Calibrated	Range	Expanded Uncertainty <small>Notes 3,5,8</small>	Remarks
HRD Scale	73 Rockwell Points 59 Rockwell Points 43 Rockwell Points	0.05 Rockwell Points 0.13 Rockwell Points 0.14 Rockwell Points	
HREW Scale	92 Rockwell Points 87 Rockwell Points 81 Rockwell Points	0.11 Rockwell Points 0.24 Rockwell Points 0.14 Rockwell Points	
HRFW Scale	98 Rockwell Points 91 Rockwell Points 80 Rockwell Points	0.11 Rockwell Points 0.16 Rockwell Points 0.13 Rockwell Points	
HRGW Scale	77 Rockwell Points 56 Rockwell Points 23 Rockwell Points	0.18 Rockwell Points 0.28 Rockwell Points 0.45 Rockwell Points	
HRHW Scale	100 Rockwell Points 97 Rockwell Points 91 Rockwell Points	0.16 Rockwell Points 0.22 Rockwell Points 0.16 Rockwell Points	
HRK Scale	91 Rockwell Points 75 Rockwell Points 57 Rockwell Points	0.20 Rockwell Points 0.21 Rockwell Points 0.39 Rockwell Points	
HRLW Scale	124 Rockwell Points 116 Rockwell Points 106 Rockwell Points	0.05 Rockwell Points 0.10 Rockwell Points 0.15 Rockwell Points	
HRM Scale	120 Rockwell Points 105 Rockwell Points 90 Rockwell Points	0.07 Rockwell Points 0.13 Rockwell Points 0.30 Rockwell Points	
HR15N Scale	91 Rockwell Points 83 Rockwell Points 71 Rockwell Points	0.08 Rockwell Points 0.09 Rockwell Points 0.09 Rockwell Points	
HR30N Scale	80 Rockwell Points	0.15 Rockwell Points	

2021-01-05 through 2021-03-31

Effective dates



For the National Voluntary Laboratory Accreditation Program

CALIBRATION LABORATORIES

NVLAP LAB CODE 200301-0

CALIBRATION AND MEASUREMENT CAPABILITIES (CMC) Notes 1,2

Measured Parameter or Device Calibrated	Range	Expanded Uncertainty <small>Notes 3,5,8</small>	Remarks
HR45N Scale	64 Rockwell Points	0.23 Rockwell Points	
	46 Rockwell Points	0.16 Rockwell Points	
HR45N Scale	70 Rockwell Points	0.13 Rockwell Points	
	49 Rockwell Points	0.12 Rockwell Points	
	24 Rockwell Points	0.19 Rockwell Points	
HRPW Scale	108 Rockwell Points	0.15 Rockwell Points	
	99 Rockwell Points	0.23 Rockwell Points	
	88 Rockwell Points	0.26 Rockwell Points	
HRRW Scale	121 Rockwell Points	0.12 Rockwell Points	
	119 Rockwell Points	0.12 Rockwell Points	
	116 Rockwell Points	0.12 Rockwell Points	
HRSW Scale	114 Rockwell Points	0.12 Rockwell Points	
	109 Rockwell Points	0.15 Rockwell Points	
	106 Rockwell Points	0.16 Rockwell Points	
HR15TW Scale	90 Rockwell Points	0.05 Rockwell Points	
	83 Rockwell Points	0.27 Rockwell Points	
	76 Rockwell Points	0.17 Rockwell Points	
HR30TW Scale	70 Rockwell Points	0.20 Rockwell Points	
	56 Rockwell Points	0.20 Rockwell Points	
	43 Rockwell Points	0.29 Rockwell Points	
HR45TW Scale	67 Rockwell Points	0.10 Rockwell Points	
	41 Rockwell Points	0.33 Rockwell Points	
	23 Rockwell Points	0.21 Rockwell Points	
HRVWW Scale	106 Rockwell Points	0.17 Rockwell Points	
	98 Rockwell Points	0.21 Rockwell Points	
	95 Rockwell Points	0.22 Rockwell Points	
HR15WW Scale	94 Rockwell Points	0.08 Rockwell Points	

2021-01-05 through 2021-03-31

Effective dates



For the National Voluntary Laboratory Accreditation Program

CALIBRATION LABORATORIES

NVLAP LAB CODE 200301-0

CALIBRATION AND MEASUREMENT CAPABILITIES (CMC) Notes 1,2

Measured Parameter or Device Calibrated	Range	Expanded Uncertainty <small>Notes 3,5,8</small>	Remarks
HR30WW Scale	88 Rockwell Points	0.07 Rockwell Points	
	84 Rockwell Points	0.11 Rockwell Points	
HR30WW Scale	88 Rockwell Points	0.09 Rockwell Points	
	75 Rockwell Points	0.13 Rockwell Points	
	69 Rockwell Points	0.24 Rockwell Points	
HR45WW Scale	82 Rockwell Points	0.08 Rockwell Points	
	69 Rockwell Points	0.23 Rockwell Points	
	50 Rockwell Points	0.11 Rockwell Points	
HR15XW Scale	97 Rockwell Points	0.08 Rockwell Points	
	95 Rockwell Points	0.08 Rockwell Points	
	90 Rockwell Points	0.10 Rockwell Points	
HR30XW Scale	93 Rockwell Points	0.11 Rockwell Points	
	88 Rockwell Points	0.16 Rockwell Points	
	80 Rockwell Points	0.12 Rockwell Points	
HR45XW Scale	90 Rockwell Points	0.08 Rockwell Points	
	82 Rockwell Points	0.11 Rockwell Points	
	71 Rockwell Points	0.18 Rockwell Points	
HR15YW Scale	97 Rockwell Points	0.12 Rockwell Points	
	95 Rockwell Points	0.15 Rockwell Points	
	92 Rockwell Points	0.10 Rockwell Points	
HR30YW Scale	94 Rockwell Points	0.09 Rockwell Points	
	91 Rockwell Points	0.19 Rockwell Points	
	83 Rockwell Points	0.41 Rockwell Points	
HR45YW Scale	91 Rockwell Points	0.10 Rockwell Points	
	86 Rockwell Points	0.18 Rockwell Points	
	75 Rockwell Points	0.11 Rockwell Points	

2021-01-05 through 2021-03-31

Effective dates



For the National Voluntary Laboratory Accreditation Program

CALIBRATION LABORATORIES

NVLAP LAB CODE 200301-0

CALIBRATION AND MEASUREMENT CAPABILITIES (CMC) Notes 1,2

Measured Parameter or Device Calibrated	Range	Expanded Uncertainty <small>Notes 3,5,8</small>	Remarks
Brinell, Knoop and Vickers hardness testing machines Field calibrations only <small>Note 4</small>			
Brinell Microscope Type A Microscope Type B Microscope	10X to 100X Magnification 10X to 100X Magnification	1.6 µm 21 µm	ASTM E10 & ISO 6506-1 & -2
Vickers and Knoop Microscope Indirect Verification of Brinell, Knoop and Vickers testing machines Field calibrations only <small>Note 4</small>	30X to 1000X Magnification	0.9 µm	ASTM E384, E92, or ISO 6507-1 & -2
Brinell Hardness Applied Forces of 10 kgf to 3000 kgf; ball diameter of 1 mm to 10 mm			ASTM E10 & ISO 6506-1 & -2
Low Hardness	94 HBW 10/500 100 HBW 2.5/62.5 111 HBW 10/3000 139 HBW 2.5/62.5 140 HBW 10/1000	1.1 HBW 0.98 HBW 1.4 HBW 1.7 HBW 1.9 HBW	
Mid Hardness	183 HBW 10/3000 199 HBW 2.5/187.5 200 HBW 2.5/187.5 200 HBW 10/1500	2.4 HBW 2.8 HBW 1.6 HBW 1.7 HBW	
High Hardness	315 HBW 10/3000 326 HBW 5/750 462 HBW 10/3000	2.6 HBW 4.0 HBW 5.0 HBW	

2021-01-05 through 2021-03-31

Effective dates



For the National Voluntary Laboratory Accreditation Program

CALIBRATION LABORATORIES


NVLAP LAB CODE 200301-0

CALIBRATION AND MEASUREMENT CAPABILITIES (CMC) Notes 1,2

Measured Parameter or Device Calibrated	Range	Expanded Uncertainty <small>Notes 3,5,8</small>	Remarks
Vickers Hardness Field calibrations only <small>Note 4</small> Applied Forces of 10 gf to 120 kgf			ASTM E384, E92, or ISO 6507-1 & -2
Low Hardness	129 HV/0.1 212 HV/10 217 HV/0.5 255 HV/15 261 HV/100	1.6 HV 1.4 HV 2.4 HV 1.8 HV 1.8 HV	
Mid Hardness	321 HV/5 388 HV/0.5 395 HV/0.1 441 HV/100	3.9 HV 4.2 HV 6.4 HV 2.8 HV	
High Hardness	598 HV/30 611 HV/5 694 HV/0.5 697 HV/100 705 HV/0.2 719 HV/30	5.8 HV 3.5 HV 5.5 HV 5.5 HV 9.1 HV 3.6 HV	
Knoop Indentation Hardness Field calibrations only <small>Note 4</small> Applied forces of 10 gf to 1 kgf			ASTM E384 or E92
Low Hardness	112 HK/0.01 142 HK/0.1 238 HK/0.5	5.2 HK 2.3 HK 3.8 HK	
Mid Hardness	319 HK/0.2 516 HK/1 524 HK/0.1	3.5 HK 4.8 HK 5.8 HK	

2021-01-05 through 2021-03-31

Effective dates



For the National Voluntary Laboratory Accreditation Program


CALIBRATION LABORATORIES

NVLAP LAB CODE 200301-0

CALIBRATION AND MEASUREMENT CAPABILITIES (CMC) ^{Notes 1,2}

Measured Parameter or Device Calibrated	Range	Expanded Uncertainty ^{Notes 3,5,8}	Remarks
High Hardness Direct Verification of Rockwell testing machines Field calibrations only ^{Note 4} Testing Time Cycle Indenter Contact Velocity Preliminary Force Dwell Additional Force Application Total Force Dwell Elastic Recovery Dwell	637 HK/0.1 700 HK/0.025 741 HK/0.5 Up to 180 s	9.5 HK 13 HK 6.2 HK 0.000012T s + 0.46 s, where T is time in seconds	ASTM E18 Annex A1 ISO 6508-1 & -2
Test Force Depth Measuring Device Test Machine Level Machine Hysteresis	3 kgf to 150 kgf	0.13 % 0.05 μm 0.0005 in/ft elevation 0.01 Rockwell Points	Instron Internal Method ASTM E18 Annex A1 ISO 6508-1 & -2
Direct Verification of Brinell testing machines & measuring equipment Field calibrations only ^{Note 4} Test Force Time Length	From HB 10/3000 to 1/10	0.23 % 0.000012T s + 0.46 s 2.0 μm	ASTM E10 & ISO 6506-1 & -2

2021-01-05 through 2021-03-31
Effective dates



For the National Voluntary Laboratory Accreditation Program


CALIBRATION LABORATORIES

NVLAP LAB CODE 200301-0

CALIBRATION AND MEASUREMENT CAPABILITIES (CMC) ^{Notes 1,2}

Measured Parameter or Device Calibrated	Range	Expanded Uncertainty ^{Notes 3,5,8}	Remarks
Direct Verification of Vickers testing machines & measuring equipment Field calibrations only ^{Note 4} Test Force Time Length	Vickers scales: HV 5 to HV 100 HV 0.1 to HV 3	0.23 % 0.0000127 s + 0.46 s 2.0 µm	ASTM E92, ISO 6507-1 & -2
TORQUE (20/M15)			
Torque – Calibration of Torque devices, Clockwise And Counter-Clockwise Field calibrations only ^{Note 4}	Up to 2 lbf-in Up to 200 lbf-in 1 lbf-in to 110 lbf-in 10 lbf-in to 2213 lbf-in 50 lbf-in to 50000 lbf-in	0.13 % 0.11 % 0.12 % 0.11 % 0.13 %	ASTM E2624 or Internal Method 2 in beam and deadweight 10 in beam and deadweight Torque transducers
IMPACT (20/M17)			
Impact Testing Machines Field calibrations only ^{Note 4}	(Absorbed energy in Joules)		
Metals	150 J to 900 J	0.40 J	ASTM E23 or ISO 148 including proof testing using certified Specimens
Plastics	0.5 J to 7.5 J 15 J 25 J 50 J	0.015 J 0.030 J 0.042 J 0.081 J	ISO 13802, ASTM D256, ISO 8256, ISO179-1, ISO 180, ISO 7628-2, ISO 9854-1, ASTM D6110, ASTM D1822

2021-01-05 through 2021-03-31
Effective dates


For the National Voluntary Laboratory Accreditation Program


CALIBRATION LABORATORIES

NVLAP LAB CODE 200301-0

CALIBRATION AND MEASUREMENT CAPABILITIES (CMC) ^{Notes 1,2}

Measured Parameter or Device Calibrated	Range	Expanded Uncertainty ^{Notes 3,5,8}	Remarks
THERMODYNAMIC			
LABORATORY THERMOMETERS, DIGITAL and ANALOG (20/T03)			
In-situ Temperature Measurement Field calibrations only ^{Note 4}			
Temperature	-200 °C to -150 °C > -150 °C to -100 °C > -100 °C to 0 °C	1.3 °C 1.2 °C 1.1 °C	Type T thermocouple with Fluke 714
Temperature	0 °C to 100 °C > 100 °C to 200 °C > 200 °C to 300 °C > 300 °C to 400 °C > 400 °C to 500 °C > 500 °C to 600 °C > 600 °C to 700 °C > 700 °C to 800 °C > 800 °C to 900 °C	0.7 °C 1.2 °C 2.1 °C 2.6 °C 3.2 °C 3.7 °C 4.7 °C 4.8 °C 5.3 °C	Type K Thermocouple with Fluke 714
PRESSURE INDICATORS (20/T05)			
Pressure Indicators Field calibrations only ^{Note 4}	0 bar to 300 bar 0 bar to 2000 bar	0.2 bar 1.1 bar	Pressure Gage and Hydraulic Pump
RESISTANCE THERMOMETRY (20/T07)			
Temperature Field calibrations only ^{Note 4}	-75 °C to 0 °C > 0 °C to 400 °C	0.14 °C 0.05 °C	PRT 100 and Hart Scientific Black Stack
HDT / Vicat Systems	0 °C to 500 °C	0.13 °C	

2021-01-05 through 2021-03-31
Effective dates



For the National Voluntary Laboratory Accreditation Program


CALIBRATION LABORATORIES

NVLAP LAB CODE 200301-0

CALIBRATION AND MEASUREMENT CAPABILITIES (CMC) Notes 1,2

Measured Parameter or Device Calibrated	Range	Expanded Uncertainty <small>Notes 3,5,8</small>	Remarks
TEMPERATURE INDICATORS (20/T08)			
Thermocouple Simulation Field calibrations only <small>Note 4</small>	Type K	1.3 °C	Sensor substitution method using Fluke 714
	Type J	0.9 °C	
	Type B	2.6 °C	
	Type E	0.9 °C	
	Type T	0.9 °C	
	Type R	2.4 °C	
	Type S	2.4 °C	
	Type U	0.9 °C	
	Type L	0.8 °C	
END			

2021-01-05 through 2021-03-31
Effective dates



For the National Voluntary Laboratory Accreditation Program

CALIBRATION LABORATORIES

NVLAP LAB CODE 200301-0

Notes

Note 1: A Calibration and Measurement Capability (CMC) is a description of the best result of a calibration or measurement (result with the smallest uncertainty of measurement) that is available to the laboratory's customers under normal conditions, when performing more or less routine calibrations of nearly ideal measurement standards or instruments. The CMC is described in the laboratory's scope of accreditation by: the measurement parameter/device being calibrated, the measurement range, the uncertainty associated with that range (see note 3), and remarks on additional parameters, if applicable.

Note 2: Calibration and Measurement Capabilities are traceable to the national measurement standards of the U.S. or to the national measurement standards of other countries and are thus traceable to the internationally accepted representation of the appropriate SI (Système International) unit.

Note 3: The uncertainty associated with a measurement in a CMC is an expanded uncertainty with a level of confidence of approximately 95 %, typically using a coverage factor of $k = 2$. However, laboratories may report a coverage factor different than $k = 2$ to achieve the 95 % level of confidence. Units for the measurand and its uncertainty are to match. Exceptions to this occur when marketplace practice employs mixed units, such as when the artifact to be measured is labeled in non-SI units and the uncertainty is given in SI units (Example: 5 lb weight with uncertainty given in mg).

Note 3a: The uncertainty of a specific calibration by the laboratory may be greater than the uncertainty in the CMC due to the condition and behavior of the customer's device and specific circumstances of the calibration. The uncertainties quoted do not include possible effects on the calibrated device of transportation, long-term stability, or intended use.

Note 3b: As the CMC represents the best measurement results achievable under normal conditions, the accredited calibration laboratory shall not report smaller uncertainty of measurement than that given in a CMC for calibrations or measurements covered by that CMC.

Note 3c: As described in Note 1, CMCs cover calibrations and measurements that are available to the laboratory's customers under *normal conditions*. However, the laboratory may have the capability to offer special tests, employing special conditions, which yield calibration or measurement results with lower uncertainties. Such special tests are not covered by the CMCs and are outside the laboratory's scope of accreditation. In this case, NVLAP requirements for the labeling, on calibration reports, of results outside the laboratory's scope of accreditation apply. These requirements are set out in Annex A.5 of NIST Handbook 150, Procedures and General Requirements.

Note 4: Uncertainties associated with field service calibration may be greater as they incorporate on-site environmental contributions, transportation effects, or other factors that affect the measurements. (This note applies only if marked in the body of the scope.)

Note 5: Values listed with percent (%) are percent of reading or generated value unless otherwise noted.

Note 6: NVLAP accreditation is the formal recognition of specific calibration capabilities. Neither NVLAP nor NIST guarantee the accuracy of individual calibrations made by accredited laboratories.

Note 7: For ASTM E74 the uncertainties of the measured value are determined by the statistics of the test and the artifact tested but are typically better than ± 0.05 % for class AA instruments, ± 0.25 % for class A instruments, and ± 0.1 % for class A1 instruments.


Note 8: Where L is the measured value, in same units as the range.

Note 9: These calibrations are only performed at our primary facility in Norwood.

Note 10: These calibrations are only performed at our facility at Coronation Road, High Wycombe, HP12 3SY, Buckinghamshire, UK.
(continued next page)

2021-01-05 through 2021-03-31

Effective dates



For the National Voluntary Laboratory Accreditation Program

CALIBRATION LABORATORIES


NVLAP LAB CODE 200301-0

Notes

Note 11: These calibrations can be performed at either laboratory facility: Norwood or High Wycombe.

Note 12: These calibrations can be performed at any of these laboratory facilities: Norwood, High Wycombe, or C/ Argenters 2, Parque Tecnológico del Vallés, Cerdanyola, Barcelona 08290 Spain.

2021-01-05 through 2021-03-31
Effective dates


For the National Voluntary Laboratory Accreditation Program